

LUXAFLEX® *Duette*® Shades

Vertiglide 2.0





LUXAFLEX® *Duette® Shades* VERTIGLIDE 2.0

INTRODUCING THE NEWLY DESIGNED VERTIGLIDE 2.0 OPERATING SYSTEM.

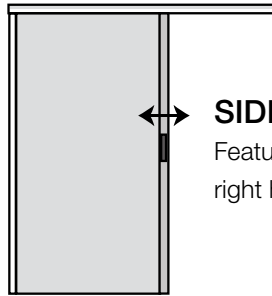
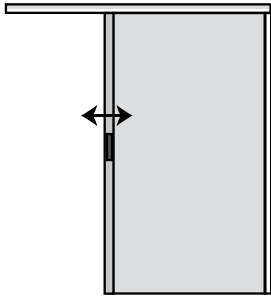
LUXAFLEX® DUETTE® Vertiglide Shades are the ideal solution for sliding and patio doors as well as wide expanses. Taking the Vertiglide into the next generation, the hardware system has undergone a fully integrated re-design to provide greater functionality and a stylish and modern aesthetic.

The newly designed Vertiglide system provides an opportunity to offer new components intended to work together with our most up-to-date product specifications, while making improvements in quality, streamlining installation and operation techniques, and performance.

THE VERTIGLIDE 2.0 BENEFIT

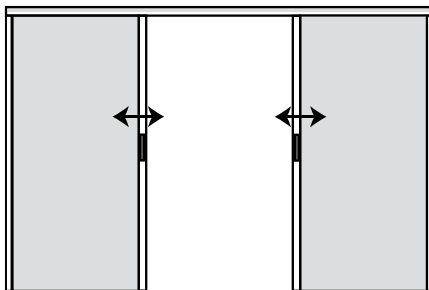
- Textured matte-finish rails coordinate with today's interior design styles and improve durability over the life of the product.
- Colour coordination in 8 of the most popular Duette hardware colours - Aspen White, White Tiara, Gardenia White, Silverado, Mushroom, Black, Dove Grey and Honey Bisque.
- Enhanced fabric carriers increase strength to support heavier fabrics.
- Integrated magnets featured in the split stack and Duolite design options provide a streamlined look, reduce centre light gap, and promote easier operation.
- Larger valance conceals fabric clips and allows for more complete coverage from exterior light. The new Valance size is 80mm, a 15% increase from the previous size of 70mm.
- Features the easy to install 30mm Duette Hartford mounting brackets.
- Faster and easier installation due to redesigned internal componentry and consolidated installation process.
 - o Cord tensioner improved for easier installations.
- New moving rail offers smoother and quieter operation.
 - o Moving rail now includes a "click and engage" method for easier assembly.
 - o Internal moving rail magnet promotes easier field repairs and overall customer satisfaction.
 - o End caps are now clear to support field repairs.

THE VERTIGLIDE 2.0 DESIGN OPTION



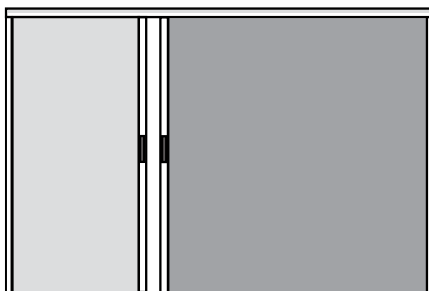
SIDE STACK OPERATION

Features a stationary and moving rail that provides left or right hand operation.



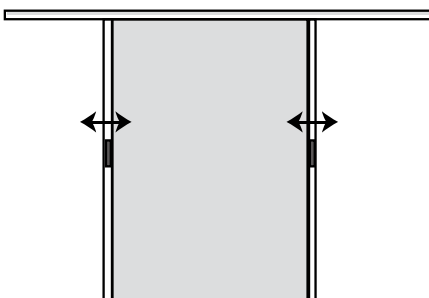
SPLIT STACK (CENTRE OPENING)

Features two stationary rails and two moving centre rails which open from the centre of the shade.



DUO-LITE

Features a blockout fabric and sheer fabric to provide the alternative in light and privacy control.



TRAVELLING CENTRE STACK (WITH MOVABLE RAIL)

Features two moving rails that can be stacked anywhere along the headrail.

